

Woertz AG
 Hofackerstrasse 47
 Postfach 948
 CH-4132 Muttenz
 Tel 061/ 466 33 33
 Fax 061/ 466 33 31
 E-mail elektronik@woertz.ch
 Internet www.woertz.ch

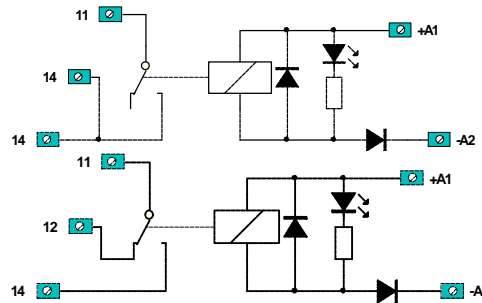


DC or AC coil input

Features

- Signal relay with one changeover (type C) contact or reed relay with one closing contact, in terminal housing, 5.08mm wide
- LED indicating on state
- For many applications where isolation, minimum space and low power signal switching are required
- Available for common industrial voltages

Accessories

- 30407T End barrier (necessary for proper isolation)
- 30403 Compatible 3-level terminal
- 30413RO Cross connection 20-pole red
- 30413BL Cross connection 20-pole blue
- 30790 Cross connection 10-pole grey
- 30409/x Cross connection with screws x = 2, 3, 4, 5, 10 poles
- 30411, 12 Isolation strip red, blue
- 80247, 48 Test plug red, black
- 30455/55xx Labels for custom use RB5x5



45313T..
 (the AC version has a rectifier instead of the diode)

45372T..
 (the AC version has a rectifier instead of the diode)

Technical data (Ta = 25°C)

Contacts

Max. switching voltage
 Max. switching current (I_{max})
 Max. breaking capacity
 Max. contact resistance
 Min. load
 Mechanical contact life
 Electrical contact life

	Reed relay	Signal relay
	closing contact (type A)	changover contact (type C)
	200VDC / 125VAC	200VDC / 125VAC
	0.5 A	2A
	10W	60W
	200 mΩ	50 mΩ (1A)
	μA/mV	μA/mV
	10 ⁸ switching cycles	10 ⁸ switching cycles
	5x10 ⁷ (load 24VDC/10mA)	2x10 ⁶ (load 24VDC/50mA)

Coil

Operating voltage tolerance for U_N<10V
 Operating voltage tolerance for U_N>10V
 Control current at rated voltage (U_N)

± 15%	± 15%
± 20%	± 20%
ca. 17mA	ca. 17mA

General data

Pickup time / dropout time (DC-Version)
 Input / output dielectric strenght
 Input / output creepage distance
 Operating temperature range
 Wire cross section
 Max. torque
 Size L x B x H (from rail)

1.0 / 0.5 ms	1.5 / 1.0 ms
1.5 kV	2.5 kV
1.6 mm	3.0 mm
-40°C to +45°C	-40°C to +45°C
2.5mm ² (AWG24-14)	2.5mm ² (AWG24-14)
0.4 Nm	0.4 Nm
5.08 x 86.5 x 44 mm	5.08 x 86.5 x 44 mm

U_N

5 VDC
 12 VDC
 24 VDC
 48 VDC
 24 V AC (50-60Hz) / DC

Order numbers

45313T/7	45372T/7
45313T/1	45372T/1
45313T/2	45372T/2
45313T/3	45372T/3
45313T/12	45372T/12

For protection against accidental contact, an end barrier (3047T) should be placed at the end of a snap-Line block